



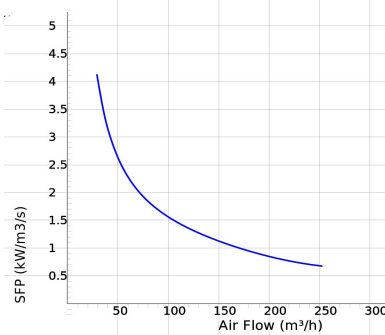
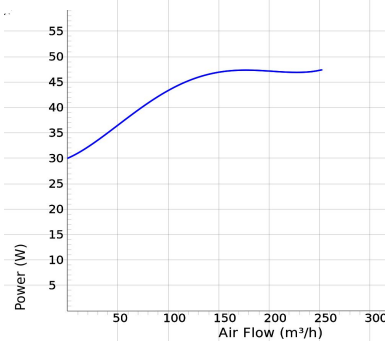
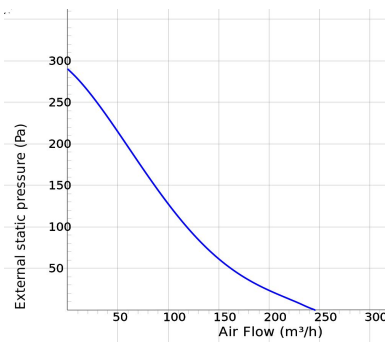
# TKS 300 A



- Roof fan with square connection.
- Horizontal outlet.
- High performance and proven reliability.
- Operational in both 50 and 60 Hz.
- Impeller with backward curved blades.
- The external rotor motor has maintenance-free sealed ball-bearings.
- Integrated motor protection.
- Junction box has enclosure class IP 54.
- For speed control a transformer or electronic speed controller can be connected.
- Fan housing is manufactured from galvanized sheet steel which is polyester plastic coated in black as standard.
- Swing-up design to simplify maintenance and cleaning of the impeller.
- The easiest way to mount the roof fan is with a roof curb, TFU to TKS.
- The fan complies with environmental requirement M2.
- To comply with the ErP 2018 regulation, a local demand controller must be used.

## Accessories

- VRTE C
- VRDE 1,5
- VRS 0.5
- Local Demand Controller Kit
- TFU 300
- Connection plate TFU 300
- Back draught shutter TFU 300



## Voltage steps

1
230V

## TECHNICAL DATA

	7210008 TKS 300 A Black w cable	7210030 TKS 300 A Brick red w cable
Voltage	230 V	230 V
Phase	1 ~	1 ~
Frequency	50 Hz	50 Hz
Optional frequency	60 Hz	60 Hz
Power	47 W	47 W
Current	0.19 A	0.19 A
Speed	1700 r.p.m.	1700 r.p.m.
Max. temperature of transported air	80 °C	80 °C
Max. temperature of transported air when speed controlled	80 °C	80 °C
Sound pressure level at 3 m	49 dB(A)	49 dB(A)
Weight	4.3 kg	4.3 kg
Enclosure class	44 IP	44 IP
Insulation class, motor	F	F
Capacitor	2 µF	2 µF
Max. flow	244.80068544192 m³/h	244.80068544192 m³/h
Max. pressure	291 Pa	291 Pa
Voltage range	220-240 V	220-240 V

## SOUND DATA

	Flow (m³/h)	L <sub>WA</sub> tot dB (A)	63Hz	125Hz	250Hz	500Hz	1KHz	2KHz	4KHz	8KHz
1. Surrounding Lw dB(A) 230V	144	56	48	33	44	48	52	48	39	33
1. Inlet Lw dB(A) 230V	144	55	37	47	50	49	47	44	34	19

## DIMENSIONS

