



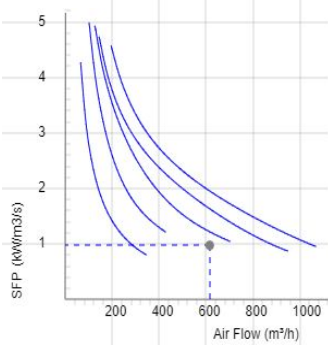
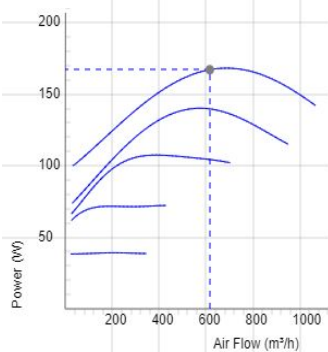
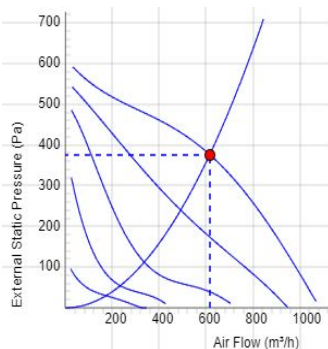
# RKB 400x200 B1



- Duct fan with rectangular connections.
- Proven performance and reliability.
- High capacity and very good efficiency.
- Operational in both 50 and 60 Hz.
- Impeller with backward curved blades.
- The external rotor motor has maintenance-free sealed ball-bearings.
- Integrated motor protection.
- Junction box has enclosure class IP 54.
- For speed control a transformer or electric speed controller can be connected.
- Fan housing is manufactured from galvanized sheet steel.
- Swing-out design to simplify maintenance and cleaning of the impeller.
- The fan is intended to be installed in a duct system.
- A duct connected fan can be installed outside or in damp environments.
- Easy installation in any position.

**Accessories**

- VRTE C
- VRDE 1,5
- VRS 1.5
- MB Universal
- Dukstos 400x200
- LDR 400x200


**Voltage steps**

1	2	3	4	5
80V	110V	135V	165V	230V

**TECHNICAL DATA**

	7470045 RKB 400x200 B1 man tc	7470049 RKB 400x200 B1 aut tc
Voltage	230 V	230 V
Phase	1 ~	1 ~
Frequency	50 Hz	50 Hz
Optional frequency	60 Hz	60 Hz
Power	169 W	169 W
Current	0.73 A	0.73 A
Current when speed controlled	0.86 A	0.86 A
Speed	2690 r.p.m.	2690 r.p.m.
Max. temperature of transported air	80 °C	80 °C
Max. temperature of transported air when speed controlled	65 °C	65 °C
Sound pressure level at 3 m	58 dB(A)	58 dB(A)
Weight	10.5 kg	10.5 kg
Enclosure class	44 IP	44 IP
Insulation class, motor	F	F
Capacitor	5 µF	5 µF
Max. flow @ 0Pa	1083.6030340885 m³/h	1083.6030340885 m³/h
Max. pressure	611 Pa	611 Pa
Voltage range	220-240 V	220-240 V

**SOUND DATA**

	Flow (m³/h)	L <sub>WA</sub> tot dB (A)	63Hz	125Hz	250Hz	500Hz	1KHz	2KHz	4KHz	8KHz
5. Surrounding Lw dB(A) 230V	846	65	32	43	60	62	53	53	48	46
5. Outlet Lw dB(A) 230V	846	81	60	64	76	76	72	72	68	64
5. Inlet Lw dB(A) 230V	846	76	56	63	73	67	67	65	65	61
4. Inlet Lw dB(A) 165V	767	72	50	60	71	60	60	59	59	51
3. Inlet Lw dB(A) 135V	544	63	47	57	59	51	51	53	49	33
2. Inlet Lw dB(A) 110V	342	56	43	52	51	44	44	46	35	19
1. Inlet Lw dB(A) 80V	281	53	37	52	43	35	35	26	23	22

**DIMENSIONS**
