



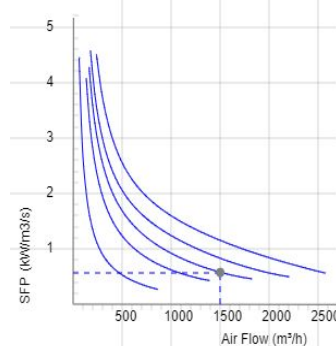
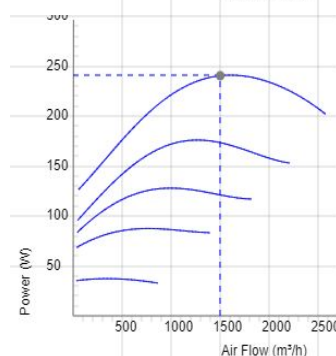
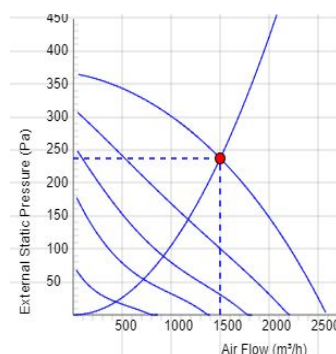
RKB 600x300 B3



- Duct fan with rectangular connections.
- Proven performance and reliability.
- High capacity and very good efficiency.
- Impeller with backward curved blades.
- The external rotor motor has maintenance-free sealed ball-bearings.
- Integrated motor protection.
- Junction box has enclosure class IP 54.
- For speed control a transformer can be connected.
- Fan housing is manufactured from galvanized sheet steel.
- Swing-out design to simplify maintenance and cleaning of the impeller.
- The fan is intended to be installed in a duct system.
- A duct connected fan can be installed outside or in damp environments.
- Easy installation in any position.

Accessories

- VRTT 1
- VRDT 2
- MB Universal
- Dukstos 600x300
- LDR 600x300


Voltage steps

1	2	3	4	5
95V	145V	185V	240V	400V

TECHNICAL DATA
7480159
RKB 600x300 B3

Cos	0.76
Voltage	400 V
Voltage Delta	230 V
Phase	3 ~
Frequency	50 Hz
Power	240 W
Current	0.45 A
Current when speed controlled	0.47 A
Current Delta	0.78 A
Current Delta when speed controlled	0.82 A
Speed	1330 r.p.m.
Max. temperature of transported air	80 °C
Max. temperature of transported air when speed controlled	80 °C
Sound pressure level at 3 m	52 dB(A)
Weight	26.0 kg
Enclosure class	54 IP
Insulation class, motor	F
Capacitor	- µF
Max. flow @ 0Pa	2584.8072374603 m³/h
Max. pressure	369 Pa
Voltage range	380-415 V

SOUND DATA

	Flow (m³/h)	L_{WA} tot dB (A)	63Hz	125Hz	250Hz	500Hz	1KHz	2KHz	4KHz	8KHz
5. Surrounding Lw dB(A) 400V	1771	59	32	55	55	49	46	43	41	33
5. Outlet Lw dB(A) 400V	1771	76	57	70	73	66	64	62	59	56
5. Inlet Lw dB(A) 400V	1771	70	53	66	65	56	55	56	54	48
4. Inlet Lw dB(A) 240V	1325	66	49	63	60	50	51	52	49	36
3. Inlet Lw dB(A) 185V	1058	57	50	51	53	45	46	45	42	25
2. Inlet Lw dB(A) 145V	814	51	45	43	46	40	40	39	28	16
1. Inlet Lw dB(A) 95V	389	38	32	33	34	25	25	17	17	12

DIMENSIONS
